


CDX7FNQ-DL-43 | E14F06P28



Quad Diplexer B12-B5/B14, DC on B12-B5, 4.3-10 connectors

- Combines FirstNet public safety bands with 700/850 dual band diplexed radios
- Port 1 supports B5/B12/B17/B29 and port 2 supports B14
- Convertible mounting brackets
- DC/AISG pass through B12-B5 bands port
- Quad configuration, 4x4 MIMO ready

Product Classification

Product Type Diplexer

General Specifications

Color Gray

Common Port Label Common

Modularity 4-Quad

Mounting Pole | Wall

Mounting Pipe Hardware Band clamps (2)

RF Connector Interface 4.3-10 Female

RF Connector Interface Body Style Long neck

Dimensions

Height 180 mm | 7.087 in

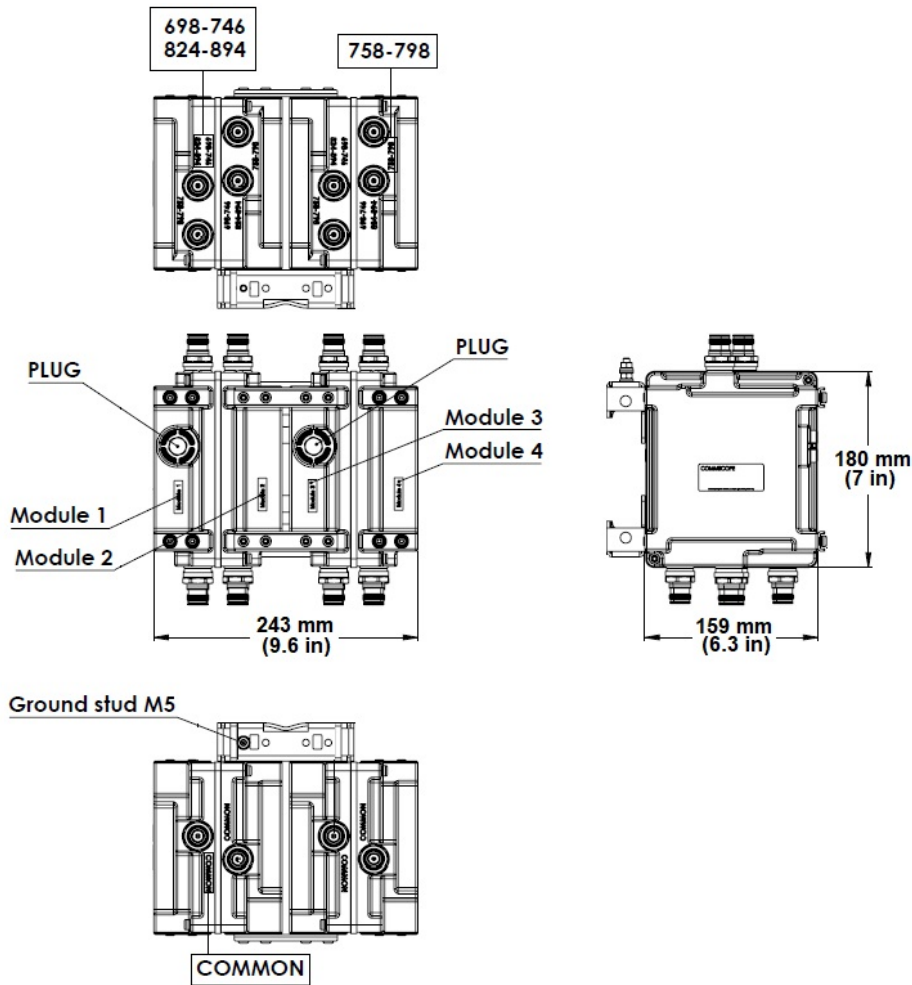
Width 243 mm | 9.567 in

Depth 159 mm | 6.26 in

Ground Screw Diameter 5 mm | 0.197 in

Outline Drawing

CDX7FNQ-DL-43 | E14F06P28



Electrical Specifications

Impedance	50 ohm
License Band, Band Pass	CEL 850 LMR 750 USA 700

Electrical Specifications, dc Power/Alarm

dc/AISG Pass-through Method	Factory set
dc/AISG Pass-through Path	Branch 1
Lightning Surge Current	5 kA
Lightning Surge Current Waveform	8/20 waveform

Electrical Specifications, AISG

AISG Carrier	2176 KHz \pm 100 ppm
---------------------	------------------------

CDX7FNQ-DL-43 | E14F06P28

Insertion Loss, maximum	0.5 dB
Return Loss, minimum	18 dB

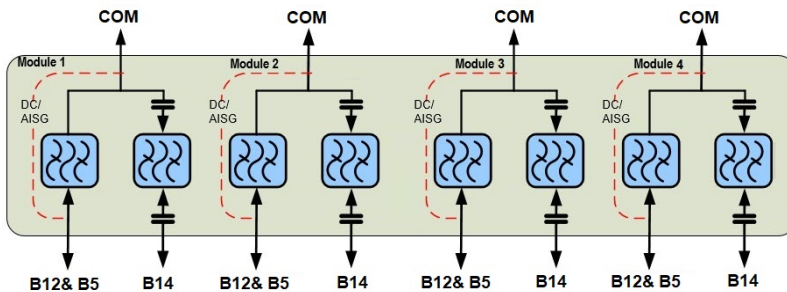
Electrical Specifications

Sub-module	1 2 3 4	1 2 3 4	1 2 3 4
Branch	1	1	2
Port Designation	B12-B5	B12-B5	B14
License Band	USA 700, Band Pass	CEL 850, Band Pass	LMR 750, Band Pass

Electrical Specifications, Band Pass

Frequency Range, MHz	698–746	824–894	758–798
Insertion Loss, maximum, dB	0.4	0.4	0.55
Total Group Delay, maximum, ns	45	15	50
Return Loss, typical, dB	20	20	20
Isolation, minimum, dB	35	35	35
Input Power, RMS, maximum, W	160	160	160
Input Power, PEP, maximum, W	1600	1600	1600
3rd Order PIM, maximum, dBc	-155	-155	-155
3rd Order PIM Test Method	2 x 20 W CW tones	2 x 20 W CW tones	2 x 20 W CW tones

Block Diagram



Mechanical Specifications

Wind Loading @ Velocity, frontal	64.0 N @ 150 km/h (14.4 lbf @ 150 km/h)
Wind Loading @ Velocity, lateral	32.0 N @ 150 km/h (7.2 lbf @ 150 km/h)

Environmental Specifications

Operating Temperature	-40 °C to +65 °C (-40 °F to +149 °F)
------------------------------	--------------------------------------

CDX7FNQ-DL-43 | E14F06P28

Relative Humidity	5%–100%
Corrosion Test Method	IEC 60068-2-11, 30 days
Ingress Protection Test Method	IEC 60529:2001, IP67

Packaging and Weights

Included	Mounting hardware
Mounting Hardware Weight	0.5 kg 1.102 lb
Volume	6.9 L
Weight, without mounting hardware	8.4 kg 18.519 lb