

# LOCATING SONDE AND ADAPTERS







## LOCATE UNDERGROUND PIPE


A sonde is a battery-powered locating beacon used to pinpoint rod end. Its signal is detected by a receiver.

Using an adapter, the sonde is attached to the rod ferrule to locate in underground pipes or conduit.

Can be used with Duct Hunter™ Traceable Rodders or Buddy® Rodders.



Type	Part Number	Threads		Fits Sondes:	Fits Jameson Rodders:
		Side A	Side B		
<b>Flexible Spring &amp; Chain Adapters</b>  Double Female      Female & Male	6-169	5/16"-18 female	1/4"-20 male	- Jameson 14-170 - Sondes with 1/4"-20 hole (Subsite)	Easy Buddy®      1/4"
	6-169-M10	5/16"-18 female	M10 female	- Sondes with M10 stud (Vivax-MetroTech)	
	9-169	3/8"-16 female	1/4"-20 male	- Jameson 14-170 - Sondes with 1/4"-20 hole (Subsite)	All Good Buddies      3/8" Big & Mega Buddy®      1/2" Duct Hunters™      5/16" & 7/16"
	16-168	1/4"-20 female	1/4"-20 male	- Jameson 14-170 - Sondes with 1/4"-20 hole (Subsite)	Mini-Duct Hunters™      1/8" & 3/16" Duct Hunter™      1/4" Live Tracer™      1/4"
<b>Solid Adapters</b>  Double Female      Female & Male	10-170	#12-24 female	1/4"-20 male	- Jameson 14-170 - Sondes with 1/4"-20 hole (Subsite)	Little Buddy®      3/16"
	6-170	5/16"-18 female	1/4"-20 male	- Jameson 14-170 - Sondes with 1/4"-20 hole (Subsite)	Easy Buddy®      1/4"
	9-170	3/8"-16 female	1/4"-20 male	- Jameson 14-170 - Sondes with 1/4"-20 hole (Subsite)	All Good Buddies      3/8" Big & Mega Buddy      1/2" Duct Hunters™      5/16" & 7/16"
	12-170	3/8"-16 female	M10 female	- Sondes with M10 stud (Vivax-MetroTech)	
	15-165	1/4"-20 female	M5 male	- Sondes with M5 hole (Radio detection S6 micro-Sonde)	Mini-Duct Hunters™      1/8" & 3/16" Duct Hunter™      1/4" Live Tracer™      1/4"
	15-166	1/4"-20 female	M6 male	- Sondes with M6 hole (Radio detection S9 micro-Sonde)	
<b>Sonde</b> 	14-170	1/4"-20 female		- Sonde, operates at 512 HZ, AAA battery included, up to 4 hours continuous use. Trace depths up to 20' (plastic pipe) or 10' (cast iron pipe). 3.25" x .83" dia.	Mini-Duct Hunters™      1/8" & 3/16" Duct Hunter™      1/4" Live Tracer      1/4"
	12-165			- Kit: Sonde 14-170 and adapter 9-169	All Good Buddies®      3/8" Big & Mega Buddy®      1/2" Duct Hunters™      5/16" & 7/16"



### 9-171 Flexible Adapter with Roller Guide

Guides rod through bends in pipe and helps prevent breaking end of rod when inserting into pipe. Fits 3/8", 1/2", 5/16", 7/16"



### 12-165 Kit

Adapter 9-169 & Sonde 14-170



### 14-170

Operates at 512 HZ 1/4"-20 Female Thread. 3.25" x .83" dia.