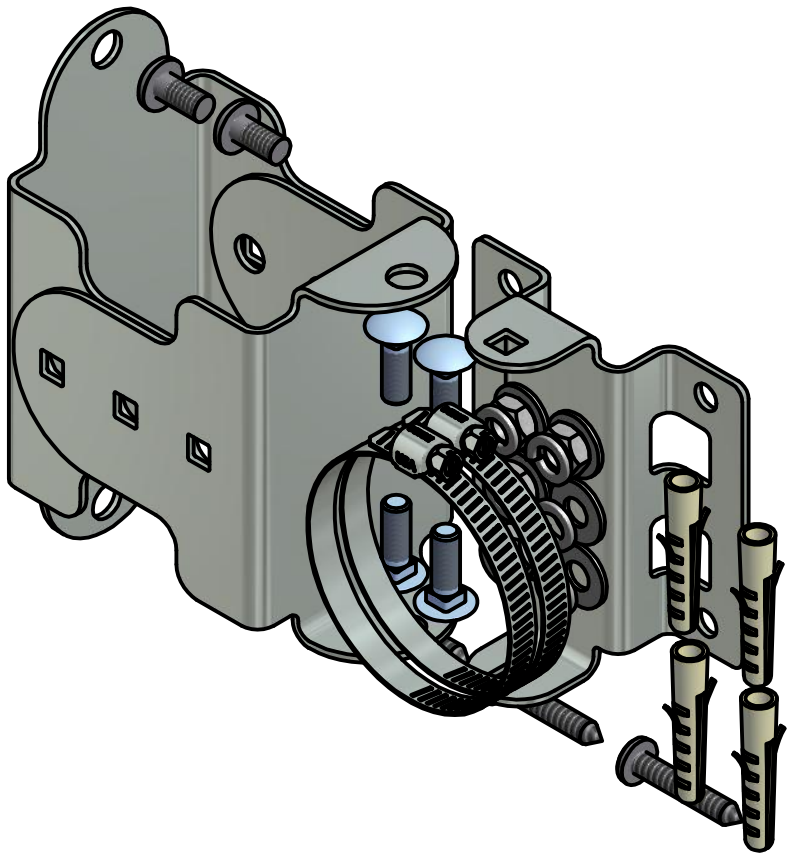
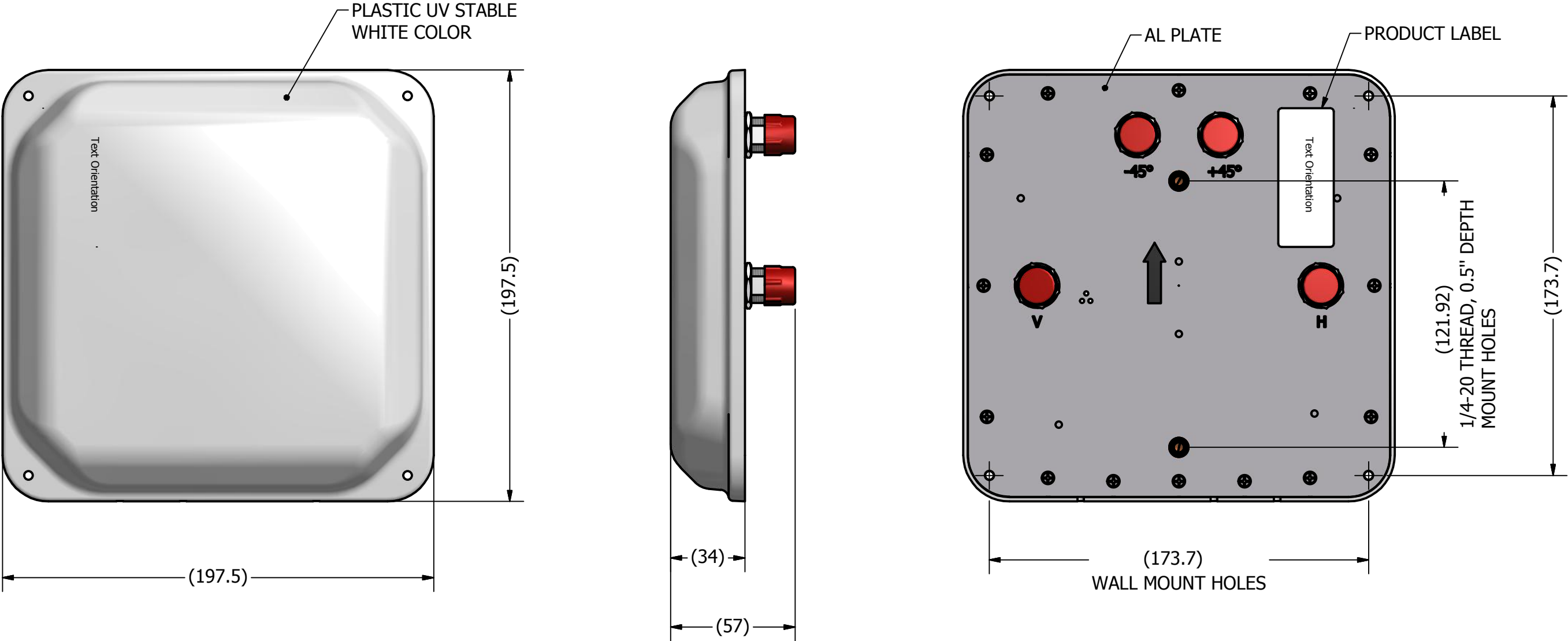


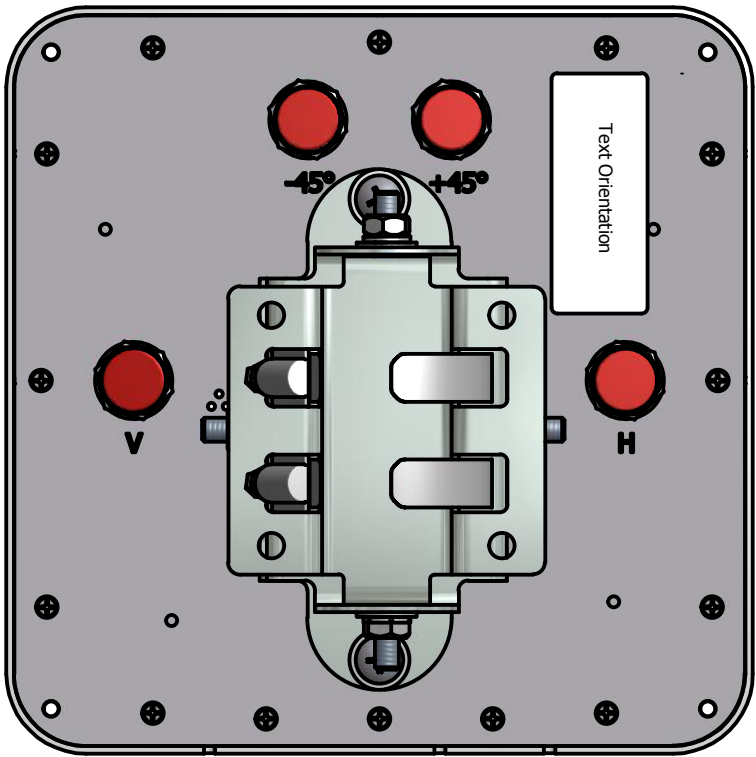
NOTES: UNLESS OTHERWISE SPECIFIED

1. INTERPRET DRAWING PER ANSI/ASME Y14.5
2. PARTS SHALL BE CLEAN AND FREE OF FOREIGN MATTER.
3. ALL MATERIALS SHALL BE ROHS COMPLIANT.
4. PARTS SHALL BE PACKAGED TO PREVENT DAMAGE IN SHIPMENT AND HANDLING.
5. A (REF) DIMENSION IS FOR INFORMATION PURPOSES ONLY AND NO TOLERANCE IS IMPLIED.
6. SUPPLIER SHALL REVIEW AND COMPLETE AND SIGN SUPPLIER INPUT/ PRINT ACCEPTANCE BLOCK.
7. ANTENNA SPECIFICATIONS:
7.1 MECHANICAL SPECIFICATIONS
7.1.1 SIZE: 197.5 mm X 197.5 mm X 34 mm
7.1.2 HOUSING MATERIAL: UV RESISTANT WHITE ASA
7.1.3 WEIGHT:1.2KG (INCLUDING MOUNT)
7.2 ENVIRONMENTAL SPECIFICATIONS
7.2.1 OPERATING TEMPERATURE: -40°C TO +65°C
7.2.2 STORAGE TEMPERATURE RANGE: -40°C TO +85°C
7.2.3 SALT FOG TEST: 200 HOURS SALT FOG TEST(NEMA 4X RECOMMENDATION)
7.2.4 WIND SURVIVAL: 135 mph
7.2.5 MOISTURE: IP67(IEC 60529)
7.3 ELECTRICAL SPECIFICATION - VOICE/DATA RF ELEMENT
7.3.1 OPERATING FREQUENCIES:2.4-2.49 GHz/4.9-6.0 GHz
7.3.2 NOMINAL IMPEDANCE: 50 OHMS
7.3.3 GAIN (TYPICAL): 2.4-2.49 GHz: 5 dBi x4; 4.9-6.0 GHz: 5 dBi x4
7.3.4 VSWR: 2.4-2.49 GHZ: <2:1; 4.9-6.0 GHz: <2:1
7.3.5 MAX POWER: 20 WATTS
7.3.6 CONNECTOR: N-FEMALE CONNECTOR


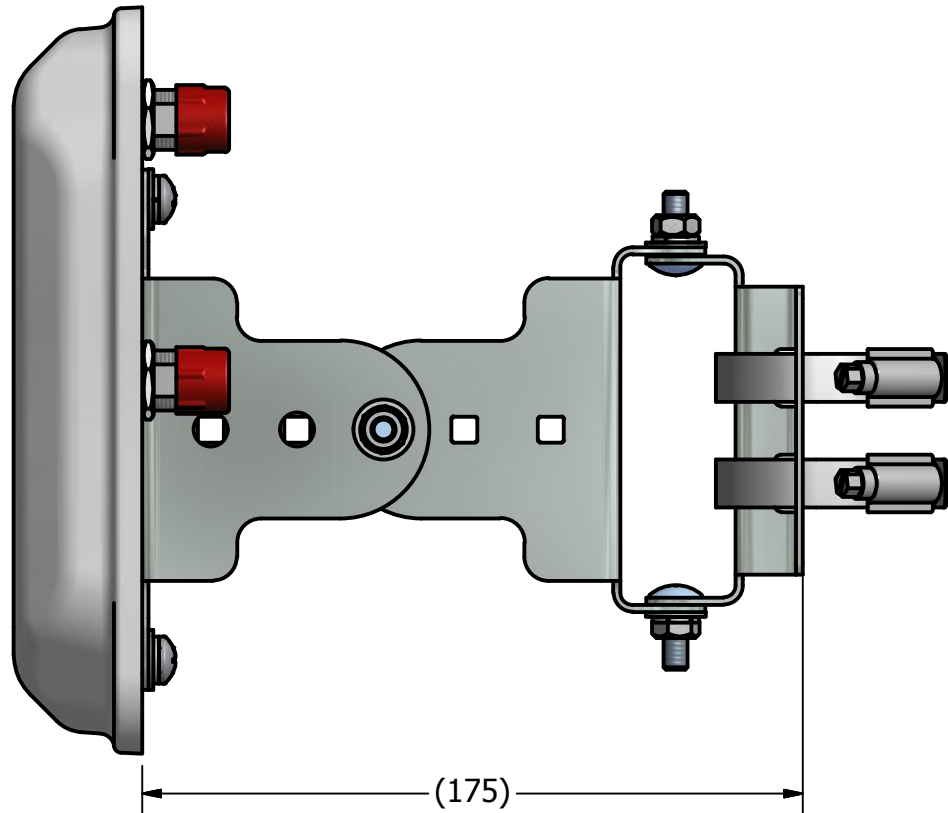
REVISION HISTORY			
REV	DESCRIPTION	DATE	APPROVED
A	RELEASE FOR PRODUCTION (C22838)	20MAR18	JFM




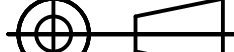
MOUNT KIT
AP-ANT-MNT-3



ANTENNA WITH MOUNT

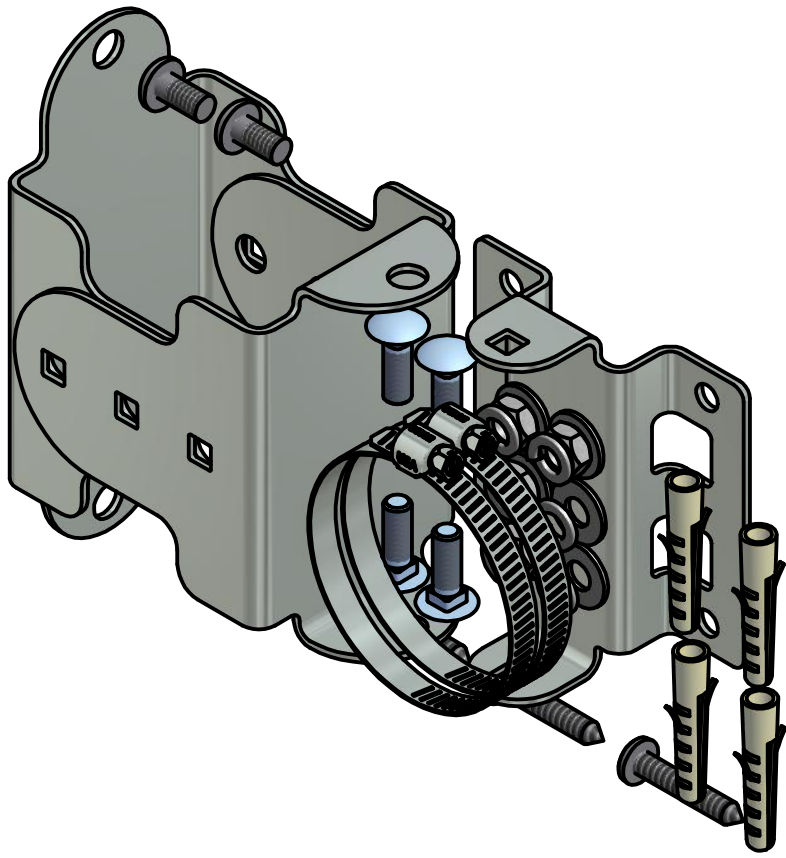
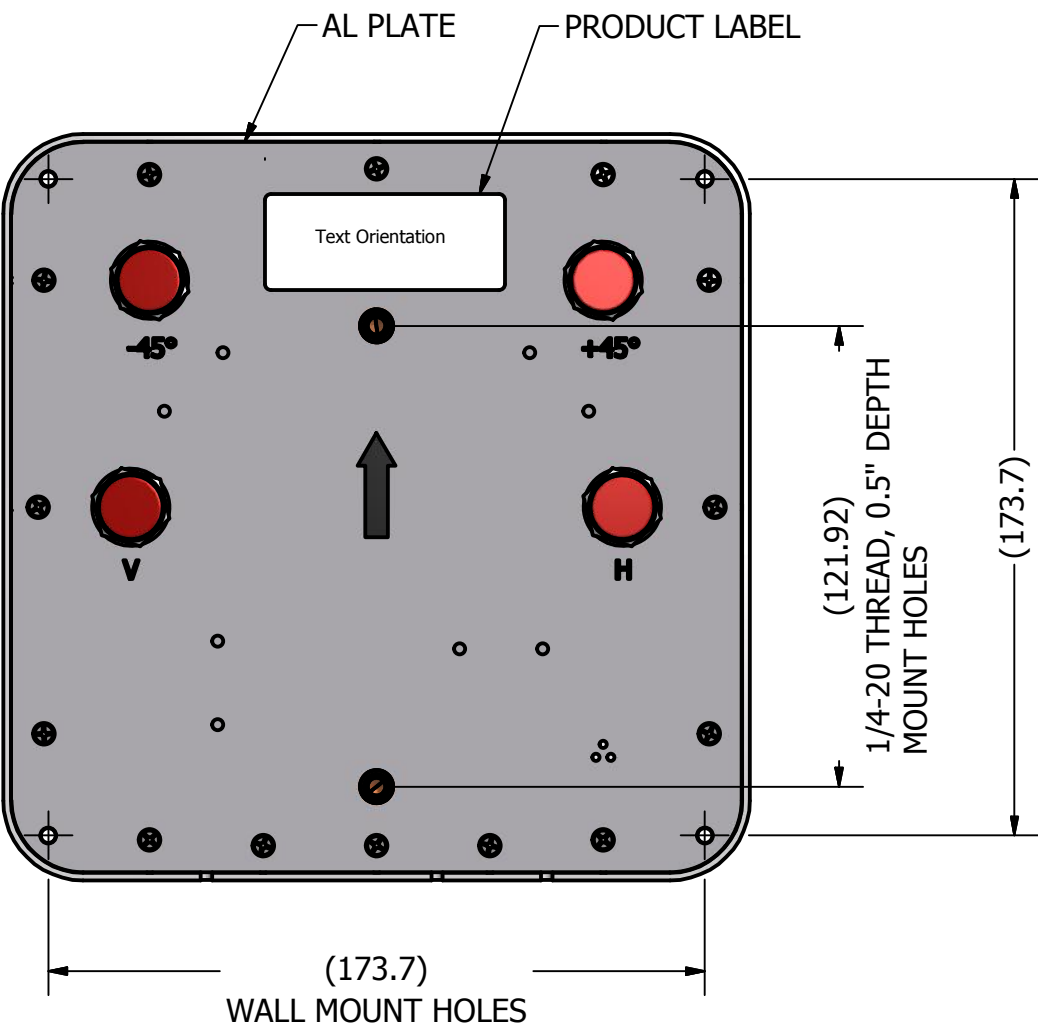

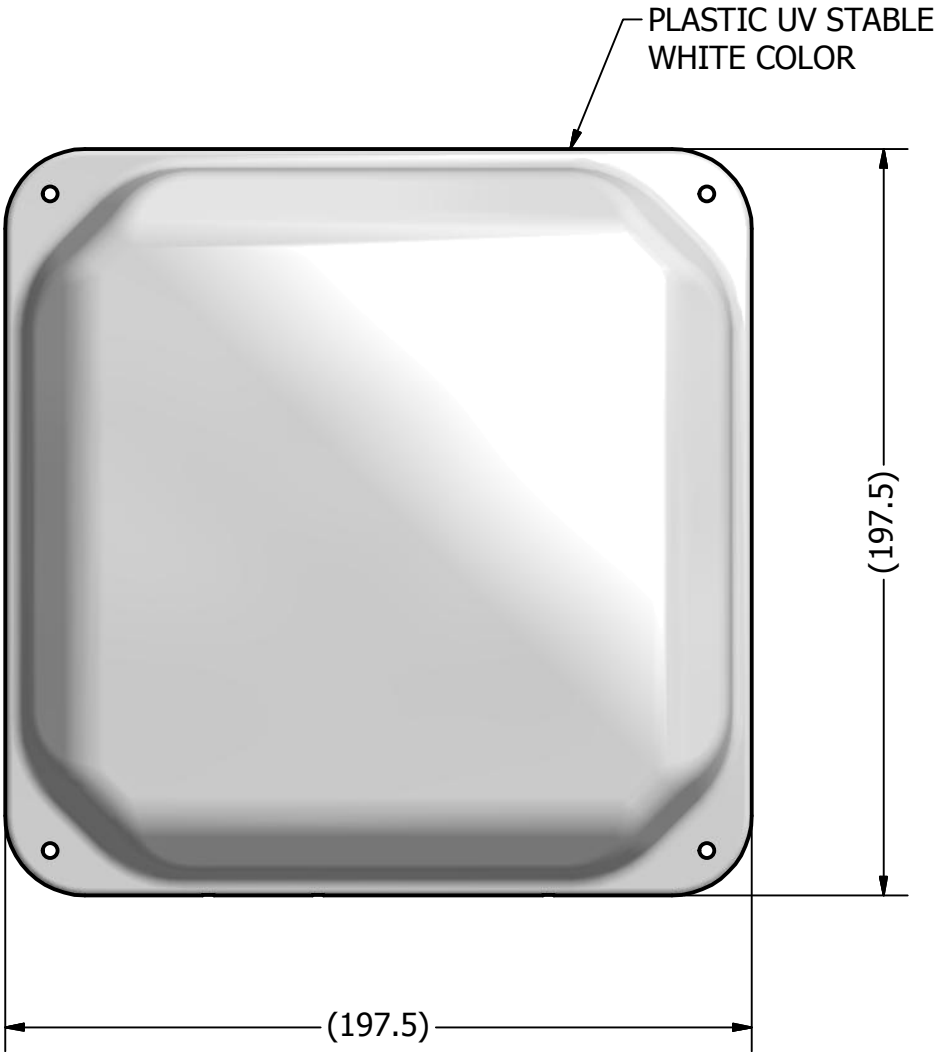


INSTRUCTION SHEET

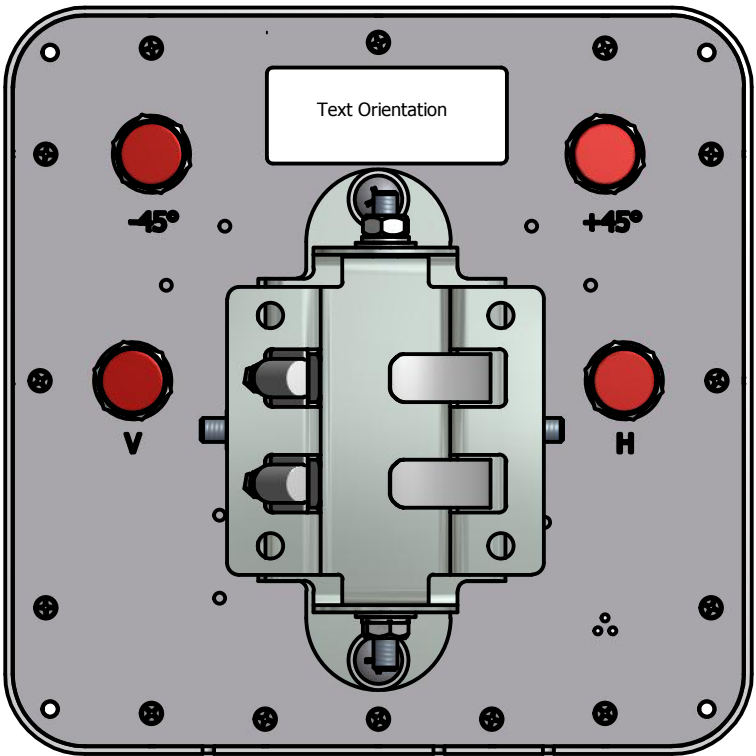
SUPPLIER PRINT ACCEPTANCE:		UNLESS OTHERWISE SPECIFIED DIMENSIONS ARE IN MILLIMETERS		DRAWN WY 8/8/2017		<div></div> <div>PCTEL, INC. 471 BRIGHTON DRIVE BLOOMINGDALE, IL 60108 PH. 630-372-6800 FAX. 630-372-8077</div>		
<div><div><input type="checkbox"/> Accept drawing/specification: No changes needed:</div><div><input type="checkbox"/> This part is RoHS compliant</div><div><input type="checkbox"/> This part is REACH compliant</div><div><input type="checkbox"/> Accept drawing/specification. Notes/Mark-ups added</div><div><input type="checkbox"/> Cannot accept drawing/spec. Notes/Mark-ups added</div><div>Supplier Projected Outgoing Quality:</div></div>		FOR TOLERANCES NOT SPECIFIED USE: [X mm ± 3 mm] [X.X mm ± .3 mm] [X.XX mm ± .13 mm] ANGULAR± 1°		CHECKED FZ 8/8/2017				
		<div>THIRD ANGLE PROJECTION</div> <div></div>		MATERIAL: SEE COMP. PRINTS FINISH: SEE COMP. PRINTS		DESCRIPTION 4X4 2.4/5GHZ 5DBI PANEL, N FEMALE CONNECTORS		
SIGMA LEVEL : _____or PPM: _____		<div>PCTEL PROPRIETARY DATA</div> <div>THE INFORMATION AND/OR DRAWINGS CONTAINED IN THIS DOCUMENT IS CONFIDENTIAL AND PROPRIETARY TO PCTEL, INC. AND MAY NOT BE USED, REPRODUCED, IN WHOLE OR IN PART, OR MODIFIED IN ANY WAY WITHOUT THE EXPRESS WRITTEN PERMISSION OF AN AUTHORIZED REPRESENTATIVE OF PCTEL, INC.</div>		DRAWING NO. ODD_FPMI245805-DP4NF				
Signature _____Date: _____				SIZE A2	SCALE 1:1	SHEET 1 OF 1		

NOTES: UNLESS OTHERWISE SPECIFIED


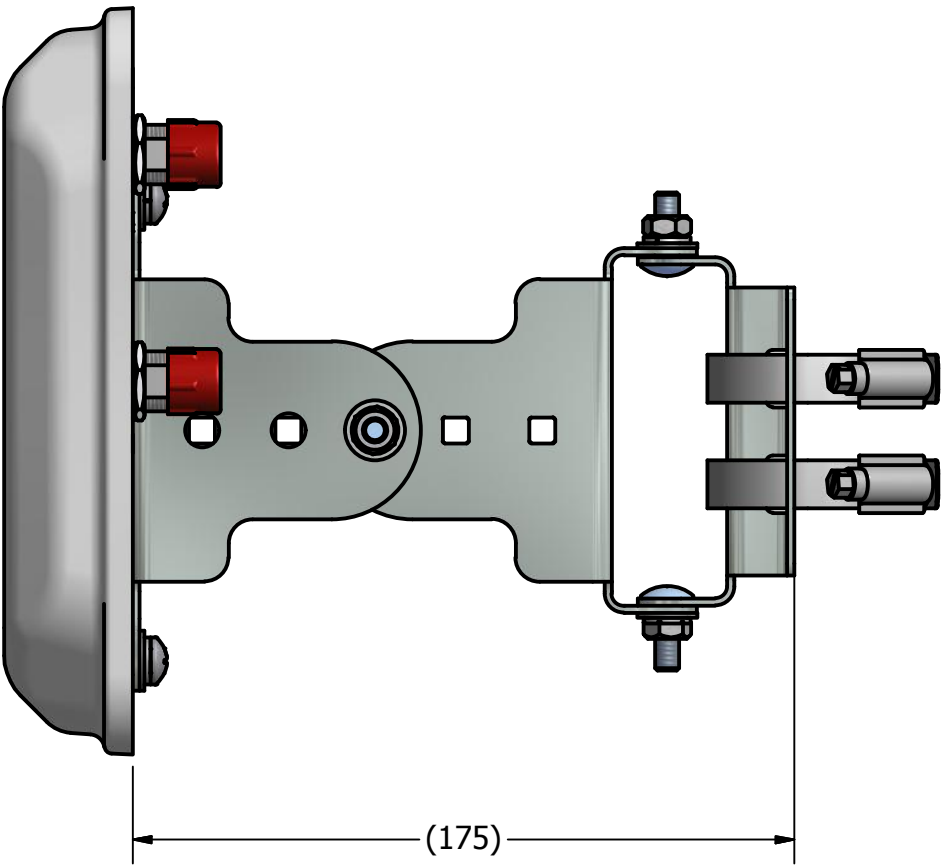
1. INTERPRET DRAWING PER ANSI/ASME Y14.5
2. PARTS SHALL BE CLEAN AND FREE OF FOREIGN MATTER.
3. ALL MATERIALS SHALL BE ROHS COMPLIANT.
4. PARTS SHALL BE PACKAGED TO PREVENT DAMAGE IN SHIPMENT AND HANDLING.
5. A (REF) DIMENSION IS FOR INFORMATION PURPOSES ONLY AND NO TOLERANCE IS IMPLIED.
6. SUPPLIER SHALL REVIEW AND COMPLETE AND SIGN SUPPLIER INPUT/ PRINT ACCEPTANCE BLOCK.
7. ANTENNA SPECIFICATIONS:
7.1 MECHANICAL SPECIFICATIONS
7.1.1 SIZE: 197.5 mm X 197.5 mm X 34 mm
7.1.2 HOUSING MATERIAL: UV RESISTANT WHITE ASA
7.1.3 WEIGHT:1.1KG (INCLUDING MOUNT)
7.2 ENVIRONMENTAL SPECIFICATIONS
7.2.1 OPERATING TEMPERATURE: -40°C TO +65°C
7.2.2 STORAGE TEMPERATURE RANGE: -40°C TO +85°C
7.2.3 SALT FOG TEST: 200 HOURS SALT FOG TEST(NEMA 4X RECOMMENDATION)
7.2.4 WIND SURVIVAL: 135 mph
7.2.5 MOISTURE: IP67(IEC 60529)
7.3 ELECTRICAL SPECIFICATION - VOICE/DATA RF ELEMENT
7.3.1 OPERATING FREQUENCIES:2.4-2.49 GHz/4.9-6.0 GHz
7.3.2 NOMINAL IMPEDANCE: 50 OHMS
7.3.3 GAIN (TYPICAL): 2.4-2.49 GHz: 7.6 dBi x4; 4.9-6.0 GHz: 8 dBi x4
7.3.4 VSWR: 2.4-2.49 GHZ: <1.9:1; 4.9-6.0 GHz: <1.9:1
7.3.5 MAX POWER: 20 WATTS
7.3.6 CONNECTOR: N-FEMALE CONNECTOR




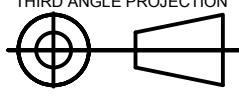
MOUNT KIT
AP-ANT-MNT-3



ANTENNA WITH MOUNT



INSTRUCTION SHEET

SUPPLIER PRINT ACCEPTANCE:		UNLESS OTHERWISE SPECIFIED DUAL DIMENSIONING XX.Xin [XX.Xmm]		DRAWN WY 8/8/2017		<div></div> <div>PCTEL, INC. 471 BRIGHTON DRIVE BLOOMINGDALE, IL 60108 PH. 630-372-6800 FAX. 630-372-8077</div>	
<div><div><input type="checkbox"/> Accept drawing/specification: No changes needed:</div><div><input type="checkbox"/> This part is RoHS compliant</div><div><input type="checkbox"/> This part is REACH compliant</div><div><input type="checkbox"/> Accept drawing/specification. Notes/Mark-ups added</div><div><input type="checkbox"/> Cannot accept drawing/spec. Notes/Mark-ups added</div></div> <div>Supplier Projected Outgoing Quality:</div>		FOR TOLERANCES NOT SPECIFIED USE: X.X in ± .1 in, X.XX in ± .01 in, X.XXX in ± .005 in [X mm ± 3 mm], [X.X mm ± .3 mm], [X.XX mm ± .13 mm] ANGULAR ± 1° FRACTIONAL ± 1/64		CHECKED FZ 8/8/2017			
		<div>THIRD ANGLE PROJECTION</div> <div></div>		<div>MATERIAL: SEE COMP. PRINTS</div> <div>FINISH: SEE COMP. PRINTS</div>			
SIGMA LEVEL : _____ or PPM: _____		<div>PCTEL PROPRIETARY DATA</div> <div>THE INFORMATION AND/OR DRAWINGS CONTAINED IN THIS DOCUMENT IS CONFIDENTIAL AND PROPRIETARY TO PCTEL, INC. AND MAY NOT BE USED, REPRODUCED, IN WHOLE OR IN PART, OR MODIFIED IN ANY WAY WITHOUT THE EXPRESS WRITTEN PERMISSION OF AN AUTHORIZED REPRESENTATIVE OF PCTEL, INC.</div>				DESCRIPTION 4X4 2.4/5GHZ 8DBI PANEL, N FEMALE CONNECTORS	
Signature _____ Date: _____						DRAWING NO. ODD_FPMI245808-DP4NF	
		SIZE A2		SCALE 1:1		SHEET 1 OF 1	